


Watering Whole


Fun with Shapes

Directions: *print out or draw the shapes on the pages below. Use your play-dough or some pipe cleaners to create the same shapes on top of your paper. Explore your shapes together counting the sides of a square and the number of corners, then compare it to a triangle and a circle.*


Benefits include: *introducing the concepts of sides, angles, and corners, early maths skills, strengthening of hand and finger muscles, hands-on, tactile learning of shape formations (precursor to letter and number formations).*



Circle



Square



Triangle